

INFORME SEMANAL DE MERCADO

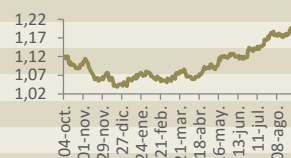
Divisas

	Valor	Δ semanal	Δ YTD	Δ 12M
Peso Uruguayo	28,78	0,47%	-1,62%	0,00%
Real	3,15	0,03%	-3,29%	-2,38%
Euro	1,18	0,32%	12,19%	4,75%
Peso Argentino	17,20	-0,37%	8,30%	15,74%

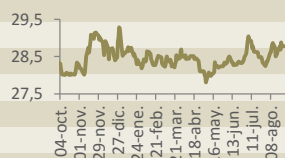
Commodities

	Valor	Δ semanal	Δ YTD	Δ 12M
Oro	1.286,40	0,18%	12,10%	-2,85%
Petroleo - Brent	52,04	-1,29%	-11,51%	-1,59%

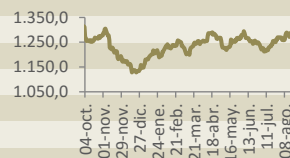
EUR-USD



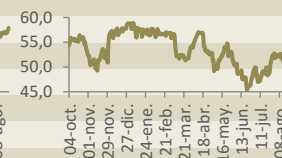
UYU-USD



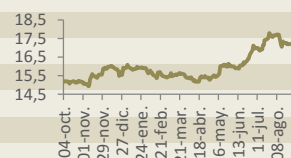
ORO



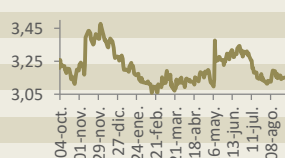
PETROLEO



ARG-USD



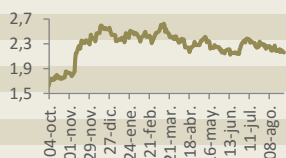
BRL-USD



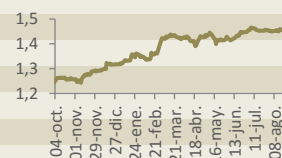
Tasas de interés (Variaciones en puntos básicos)

	Valor (en %)	Δ semanal	Δ YTD	Δ 12M
Treasury 10y	2,19	0,00	-0,25	0,63
Libor 6 meses	1,45	0,00	0,14	0,23

TREASURY



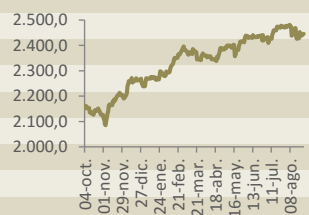
LIBOR



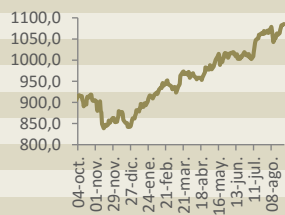
Índices de referencia

	Valor	Δ semanal	Δ YTD	Δ 12M
S&P 500 Index	2.438,97	0,55%	8,94%	12,11%
MSCI Emerging Mkts	1.082,45	2,16%	25,53%	20,71%

S&P 500



MSCI EM



Emisiones en el mercado primario de LRM

	Ult. Corte
30 días	8,45%
90 días	8,49%
180 días	8,43%
360 días	8,99%

CURVA EN PESOS



Fuente: Elaboracion propia en base a datos de Bloomberg y BEVSA

Disclaimer: La información contenida en el presente documento ha sido preparada con fines exclusivamente informativos. No constituye oferta, recomendación o asesoramiento de inversión.