

INFORME SEMANAL DE MERCADO

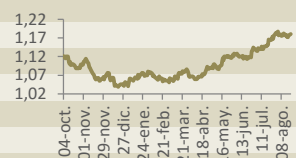
Divisas

	Valor	Δ semanal	Δ YTD	Δ 12M
Peso Uruguayo	28,65	-0,76%	-2,08%	0,92%
Real	3,15	-1,46%	-3,32%	-2,84%
Euro	1,18	-0,51%	11,83%	3,58%
Peso Argentino	17,26	-2,54%	8,70%	15,67%

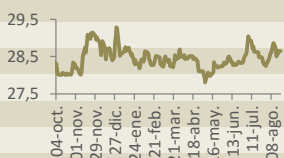
Commodities

	Valor	Δ semanal	Δ YTD	Δ 12M
Oro	1.284,13	-0,40%	11,91%	-5,05%
Petroleo - Brent	52,72	1,19%	-10,36%	-3,11%

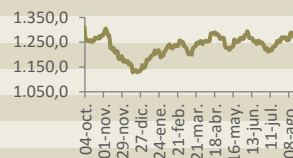
EUR-USD



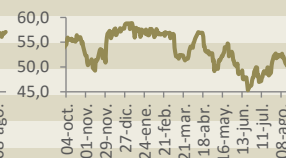
UYU-USD



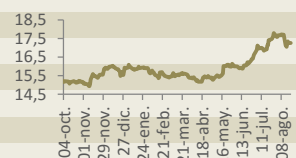
ORO



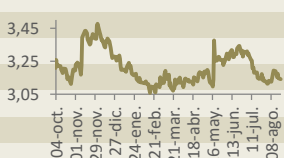
PETROLEO



ARG-USD



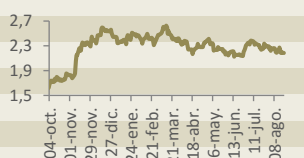
BRL-USD



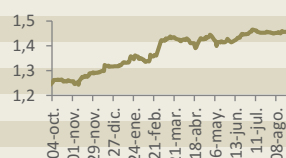
Tasas de interés (Variaciones en puntos básicos)

	Valor (en %)	Δ semanal	Δ YTD	Δ 12M
Treasury 10y	2,19	0,01	-0,25	0,66
Libor 6 meses	1,46	0,00	0,14	0,25

TREASURY



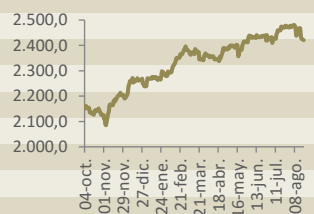
LIBOR



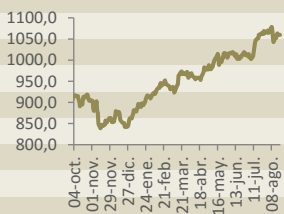
Índices de referencia

	Valor	Δ semanal	Δ YTD	Δ 12M
S&P 500 Index	2.425,55	-0,65%	8,34%	10,91%
MSCI Emerging Mkts	1.059,54	1,61%	22,88%	15,62%

S&P 500



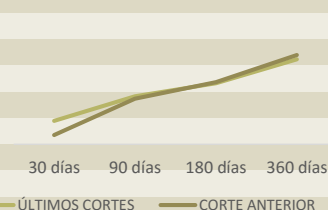
MSCI EM



Emisiones en el mercado primario de LRM

	Ult. Corte	10,00%
30 días	8,38%	9,50%
90 días	8,78%	9,00%
180 días	8,99%	8,50%
360 días	9,38%	8,00%

CURVA EN PESOS



Fuente: Elaboracion propia en base a datos de Bloomberg y BEVSA

Disclaimer: La información contenida en el presente documento ha sido preparada con fines exclusivamente informativos. No constituye oferta, recomendación o asesoramiento de inversión.